

womanizer™

— THE ORIGINAL —

LIBERTY™

MANUAL / BEDIENUNGSANLEITUNG / MODE D'EMPLOI / ISTRUZIONI PER L'USO /
MANUAL DE INSTRUCCIONES / MANUAL DE OPERAÇÃO / ИНСТРУКЦИЯ ПО ЭКСПЛУАТАЦИИ /
取扱説明書 / 사용 설명서 / 操作说明 / 操作説明

ENGLISH

РУССКИЙ

DEUTSCH

日本の

FRANÇAIS

한국어

ITALIANO

中国的

ESPAÑOL

中國的

PORTUGUÊS


ENGLISH

A piece of light pink, semi-transparent fabric is draped and gathered in the bottom left corner of the page, creating soft folds and highlights. The rest of the background is a solid, light pink color.

Thank you for choosing Womanizer.

Welcome to a world full of sensual experiences that will enrich your life. By choosing Womanizer, you are not only guaranteed orgasms that are beyond comparison – but also an entirely new lust for pleasure. Celebrate your femininity and enjoy yourself. Don't miss out! Not on any orgasm, fantasy or pleasure. Enjoy your product – one orgasm after another.

Pleasure Air™ technology




Waterproof




6 intensity levels



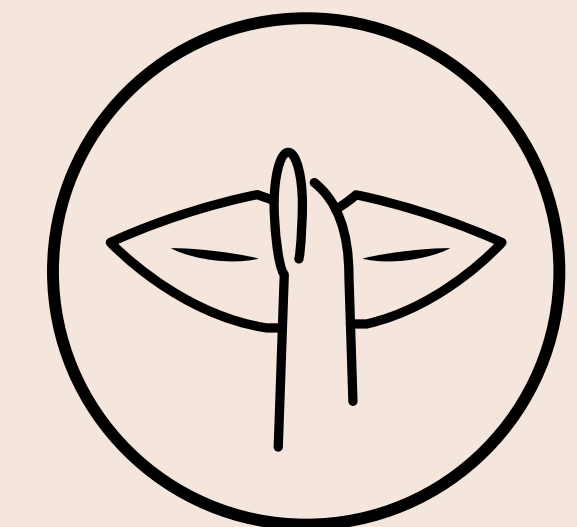
Two silicone stimulation heads



Locking mechanism



Silent technology



DESCRIPTION

CHARGING

QUICK GUIDE

USE

TIPS

CLEANING

GENERAL INFORMATION

NOTE: Please read these instructions carefully before your first experience with Womanizer, and keep them for reference.

DESCRIPTION

A MAGNETIC CHARGING PINS

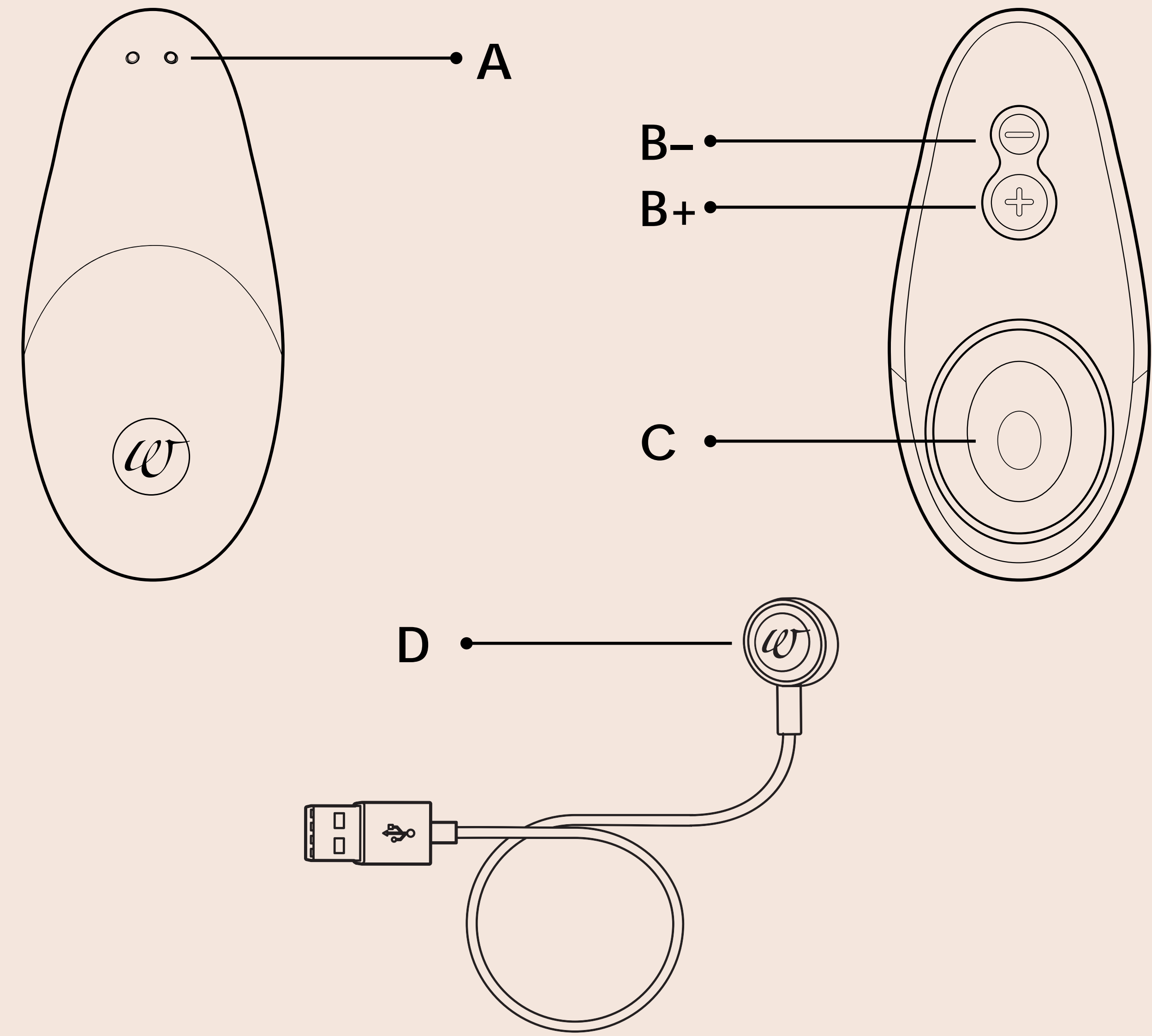
B+ ON/OFF BUTTON

B+ INTENSITY BUTTON FOR CLITORAL STIMULATION (INCREASE)

B- INTENSITY BUTTON FOR CLITORAL STIMULATION (DECREASE)

C STIMULATION HEAD

D USB CHARGE CABLE WITH CHARGING HEAD

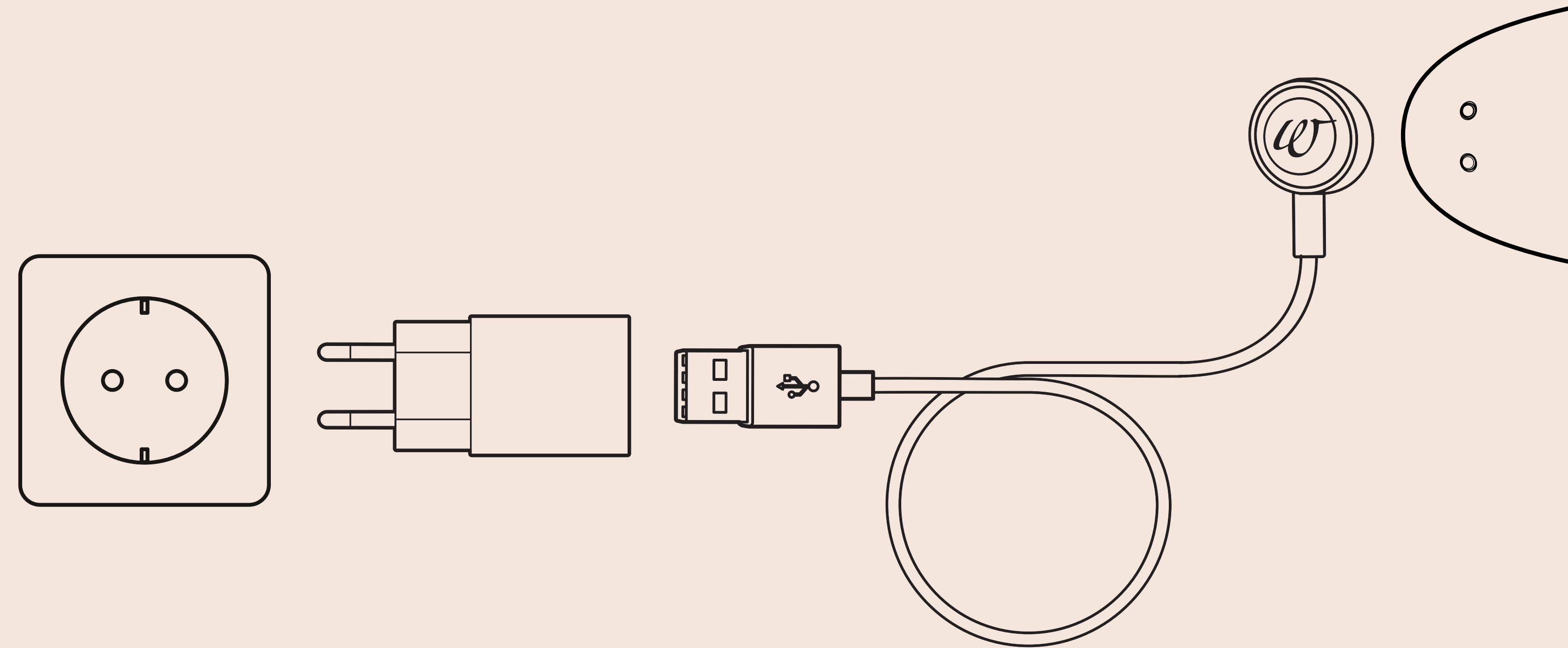


CHARGING

WARNING:

To ensure you experience pleasure from your Womanizer, please make note of the following:

- Before first use of the charging device, check the local voltage level, since the local mains voltage may not exceed the maximum mains voltage given on the device.
- Never immerse the charging device or charging cable in water or other fluids.
- Do not rinse the charging device and charging cable in running water.
- Check the stimulation device regularly for any damage.
- Do not use the device if one of the components is damaged.



CHARGING

PLEASE NOTE:

We recommend that you fully charge your Womanizer before your first use. When you receive your Womanizer, the rechargeable battery is pre-charged for a short period of use and may have discharged fully due to environmental influences. The charging process takes about one hour. Your Womanizer may become warm during charging, this is normal. After charging, you can experience up to 120 minutes of pleasure with your Womanizer. The duration of the operating time depends on how intensely you enjoy the Womanizer.



CHARGING

CHARGING STATUS DISPLAY

Your Womanizer includes an LED, which can be found under the stimulation head (C). It acts as a charging status display when charging.

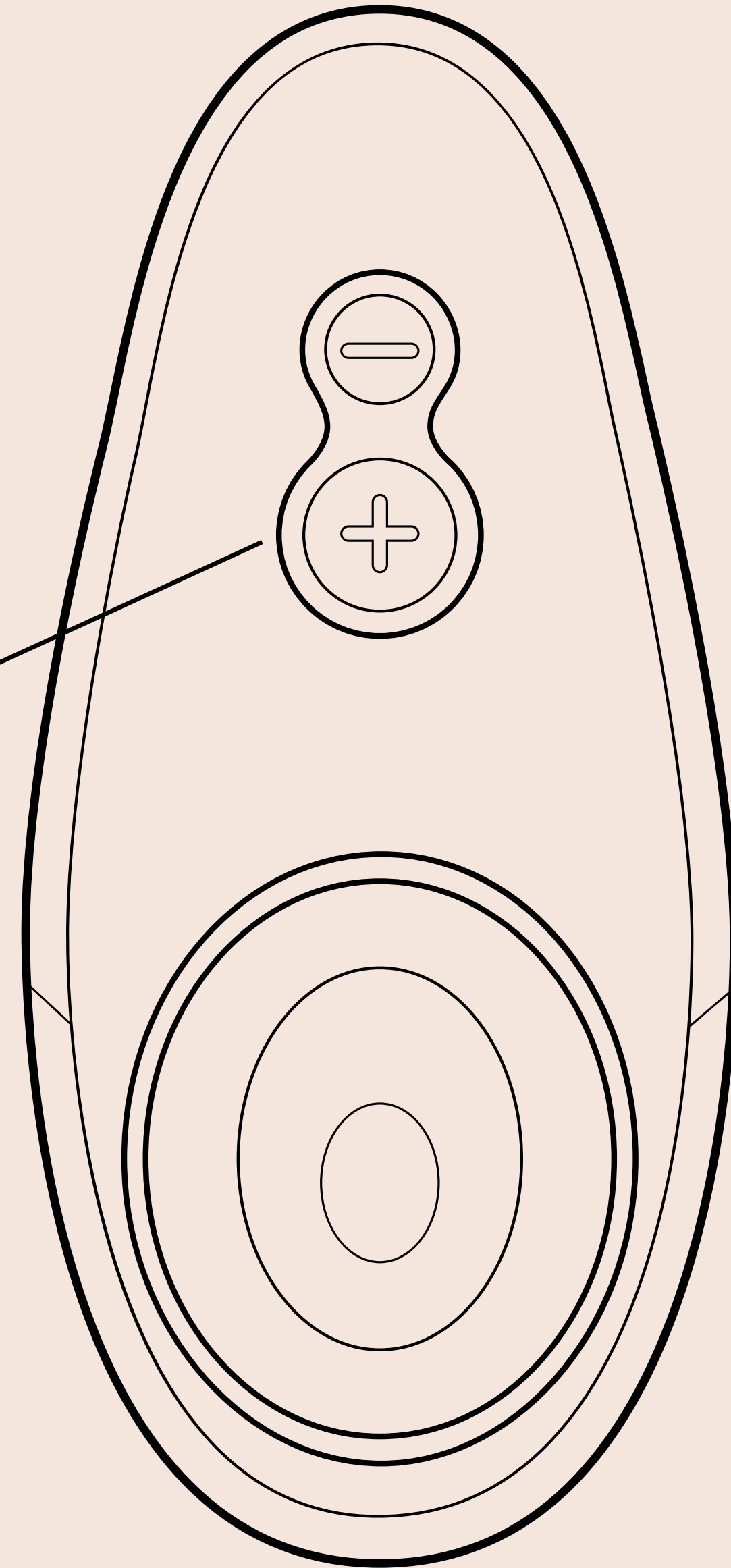
PLEASE TAKE THE FOLLOWING STEPS IF YOU WISH TO CHARGE THE RECHARGEABLE BATTERY ON YOUR WOMANIZER:

1. If you turn on your Womanizer and the LED light under the stimulation head is flashing it is time to recharge it!
2. Make sure that your Womanizer and the charging device is dry.
3. Connect the USB charging cable (D) to a suitable USB connection (such as an adapter or PC, or similar).
4. Place the charging head (D) on the magnetic pins (A).
5. Despite the magnetic attraction of the pins, make sure that the charging head (D) is optimally positioned on the device, and your Womanizer is in a secure position for charging)
6. The LED under the stimulation head will flash when charging.
7. If the LED under the stimulation head is lit up without flashing, then your Womanizer is fully charged.

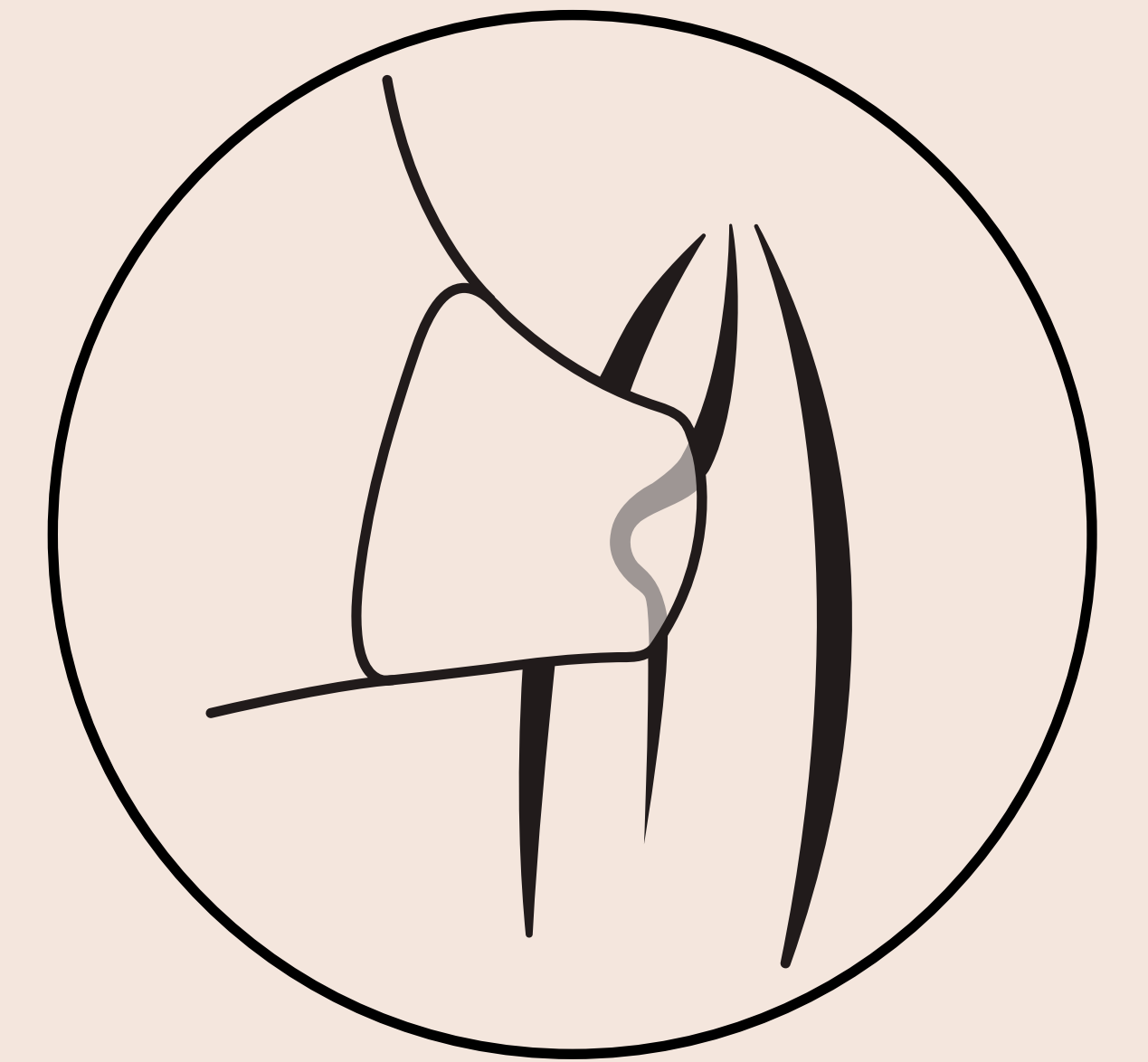
QUICK GUIDE

1. ON/OFF

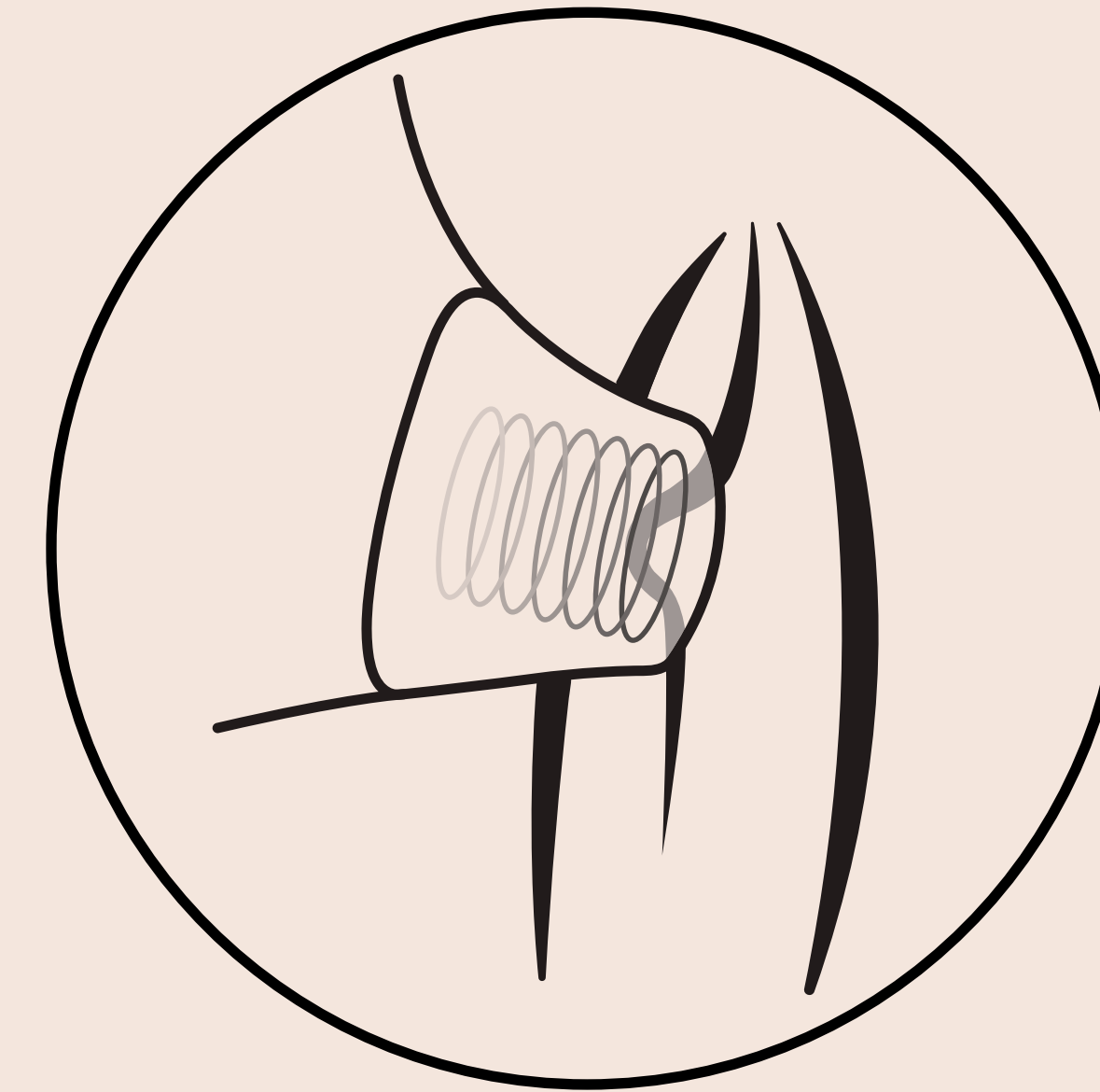
keep pressed
down for two
seconds



2.



3.



4.

USE

NOTE:

Before using your Womanizer please remove any body piercings or jewellery that may be close in proximity to Womanizer.

MANUALLY INCREASING AND DECREASING INTENSITY LEVELS:

1. Keep the button (B+) pressed down for two seconds to switch on your Womanizer.
2. Gently part your labia with your fingers to expose your clitoris.
3. Place the stimulation head (C) tightly onto your clitoris, applying slight pressure, so that your clitoris is in the oval opening of the stimulation head.
4. As soon as the simulation head is perfectly positioned on your clitoris, you can start experiencing your Womanizer. If you desire more intensity, then briefly press the button (B+) – and the intensity increases by one level. You can repeat this step five times, until the highest level of intensity has been reached. On every change of level, the LED lights up once. If you have already reached the highest level, the LED remains unchanged.
5. In order to reduce the intensity, briefly press the button (B–). The intensity is decreased by one level for each click. When decreasing intensity, the LED also lights up once for every change in level.

USE

6. To hold your Womanizer in the desired position, you can close your thighs or you can also hold the device in your hand.
7. When you are finished using your Womanizer, simply switch off the device by pressing the button (B+) for approx. two seconds.

IMPORTANT INFORMATION:

Womanizer recommends using a water-based lube with your product. Please do not use perfumed or alcohol-based lube gels or massage oils in order to avoid damage. Silicone-based lube gels are not recommended.

A SMALL TIP:

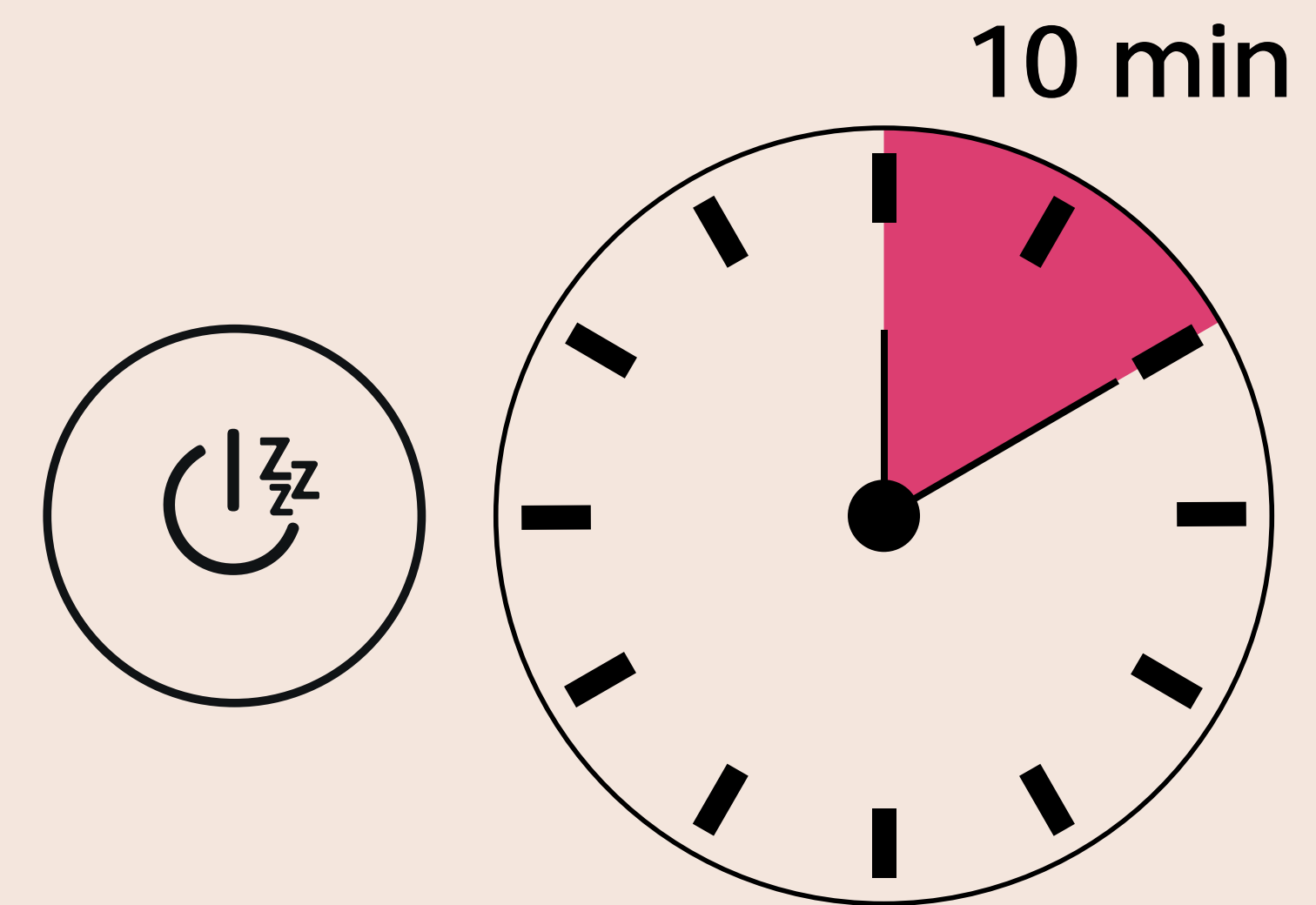
Womanizer comes with 2 stimulation heads. Switch between the two stimulations heads (S and M) to create an optimal fit for you.

TIPS

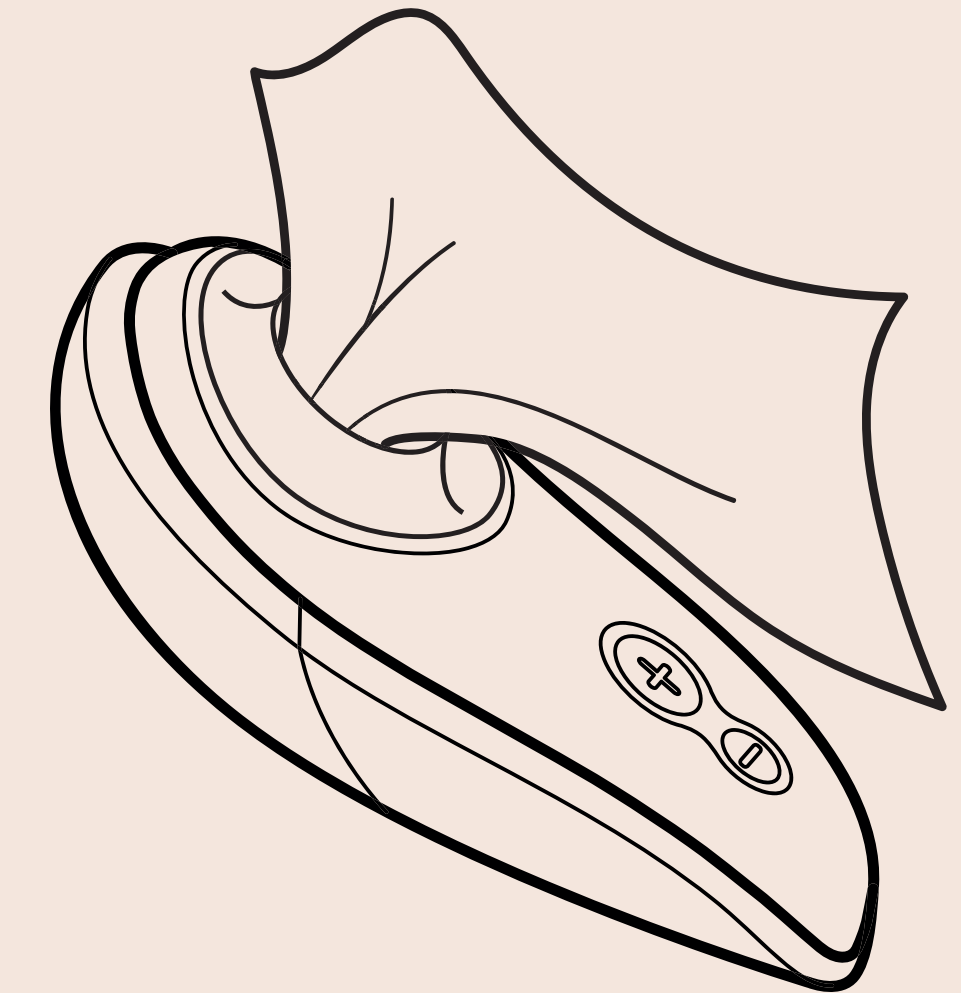

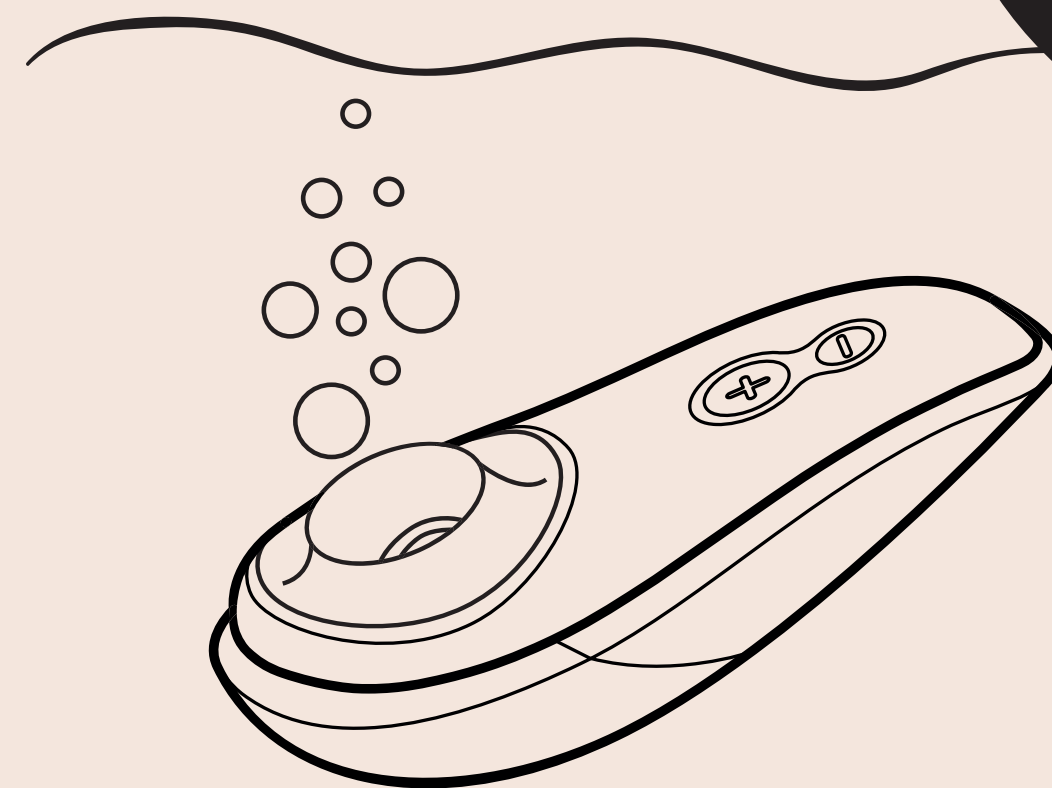
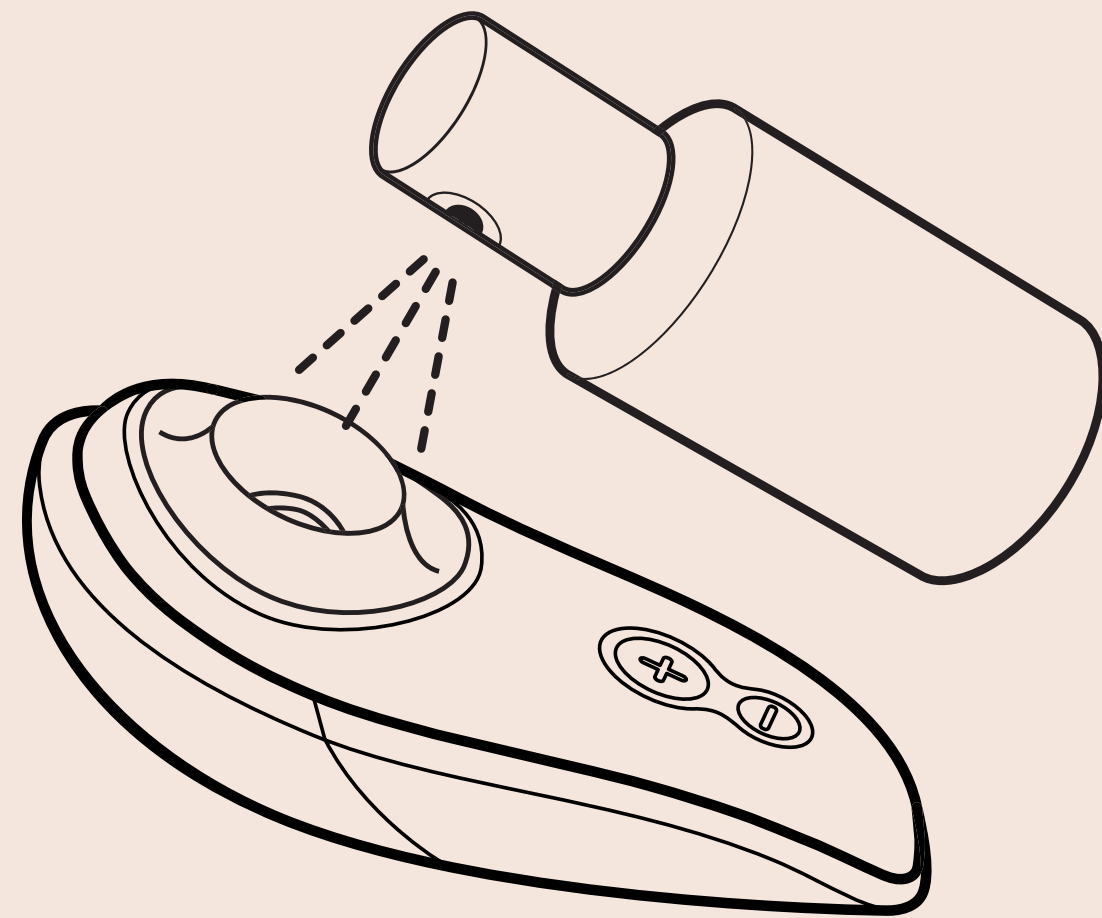
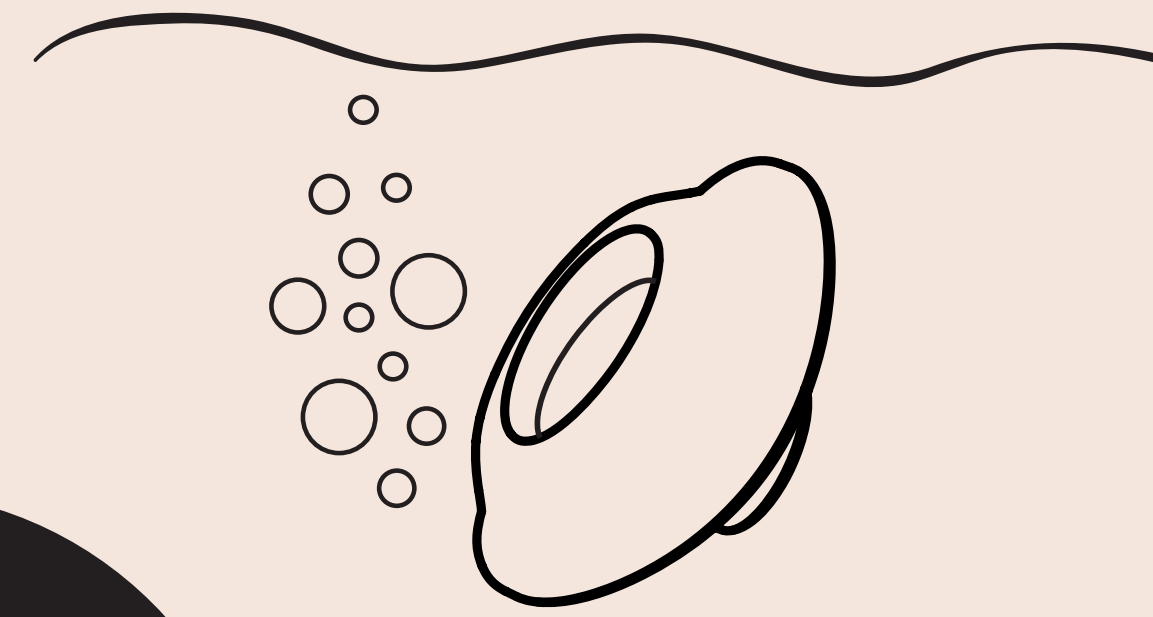

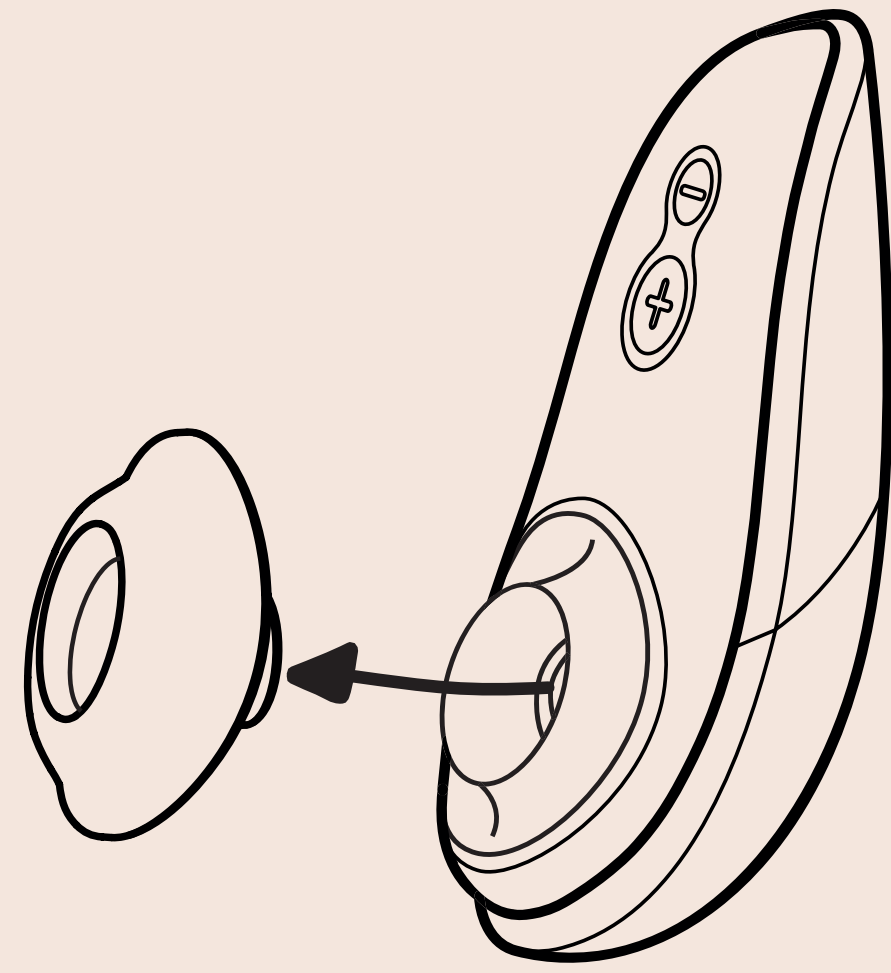
DISCOVER MORE ABOUT YOUR WOMANIZER!

Standby function:

The standby function makes handling your Womanizer convenient for you and ensures better battery usage: When not in use, the device switches itself off within 10 minutes.



CLEANING



CLEANING

HOW TO CLEAN YOUR WOMANIZER:

Your Womanizer is 100 % waterproof and is easy to clean. For ideal cleaning, we recommend that you use a sex toy cleaner.

PLEASE NOTE:

When changing the stimulation heads or cleaning the Womanizer head, we recommend that you switch off the Womanizer.

CLEANING YOUR WOMANIZER IN TEN EASY STEPS:

1. Make sure that the charging cable has been disconnected.
2. Remove the stimulation head from the device.
3. Clean the stimulation head in hot water and treat it with a sex toy cleaner.
4. Put the sex toy cleaner into the pressure chamber and let it take effect.
5. Switch the Womanizer to the highest level and immerse it into warm water for one minute.
6. Shake off your Womanizer freeing it of water
7. Keep your Womanizer switched on until the noise caused by contact with the water is no longer heard.
8. Now switch off the Womanizer and dry it remove off with a cloth.
9. You can also clean the compression chamber with a cotton swab and sex toy cleaner.
10. Finally, reapply the stimulation head – and you're done.

GENERAL INFORMATION

USE

Thoroughly clean your Womanizer before first-time use, after each usage, and when using in another body area in order to reduce the risk of infection (see section “How to clean your Womanizer”).

STORAGE

Place the cleaned Womanizer back in the storage box. Store in a secure, dry place without exposure to direct sunlight.

TECHNICAL DATA

Model: Liberty

Charging device: Input: 100-240 V ~ 50/60 Hz

Output: 5 V --- 0,75 A

DISTRIBUTOR

WOW TECH EUROPE GMBH, Friedenstrasse 91A
10249 Berlin, Germany

WOW TECH EUROPE GMBH reserves the right to technical changes and changes to the design that serve to improve the device.

Produced in 2018.

Made in China.





WARNING

For perfect use of the product, please note the following:

- Keep the product away from children, especially small children.
- Always clean the product according to the instructions given here.
- Do not expose the product or the charging device to direct sunlight or UV light for a longer period of time.
- Avoid high temperatures.
- Never immerse the cable in water or other fluids, and never rinse it under running water.
- Do not charge the product when one of the components is damaged.

If you wish to use the product under any of the circumstances below, please consult your doctor:

- During pregnancy or shortly after giving birth
- Skin irritations / skin diseases
- Other health problems
- If you have physical allergic reactions to the material



WARNING

Please also note the following in order to use the product safely:

- Never use the product for longer than 15 minutes on any one area.
- Do not use the product if you have a pacemaker.
- Only use the product for the intended purpose, for clitoral stimulation.
- Stop use immediately if you experience pain or discomfort.

RECHARGEABLE BATTERY

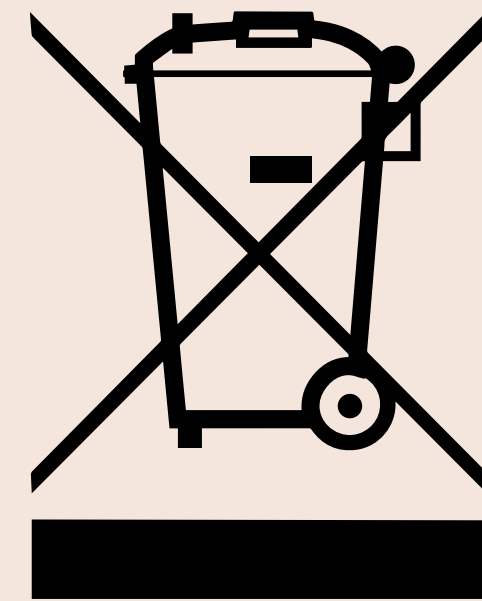
The device has an integrated lithium-ion rechargeable battery. The rechargeable battery may not be burnt, dismantled or exposed to temperatures above 60 °C. If overheated, the rechargeable battery, and therefore also the device, may be damaged. This device is only suitable for users with restricted physical, sensory or psychological abilities, or without any experience or previous knowledge, when appropriate supervision or detailed instruction on the use of the device is provided by a responsible person. Ensure that children do not play with the device. If you notice an unusual noise, switch off the stimulation device immediately and refrain from further use.

ENVIRONMENTAL PROTECTION

(note on batteries and waste electronic devices)

As a distributor of electronic devices, we are legally obliged to accept the return of waste electrical and electronic devices free of charge. We expressly state that you as the user are legally obliged to return used batteries.

Never throw away electronic devices or batteries in the household waste. The symbol shown below, which is also attached to our electronic items, is intended to expressly remind you of this.



For further information, in particular with regard to returning batteries and electronic devices, see the “Terms and Conditions” section of our website.

FULFILMENT OF STANDARDS

This device fulfils all standards relating to electromagnetic compatibility (EMC). The device is safe to use as long as it is used correctly and in accordance with the instructions given in this user manual.

WARRANTY AND VOLUNTARY MANUFACTURER'S WARRANTY

WOW TECH EUROPE GMBH offers customers a voluntary manufacturer's warranty for Womanizer products in addition to the statutory warranty to which consumers are entitled with respect to sellers.

The conditions with respect to the voluntary manufacturer's warranty are on our website, under “Warranty Conditions”.